

Commodity Price Update

Indian steel falls amid stable Global prices!

Ferrous

- **Indian HRC:** Indian HRC prices decreased by 0.6% WoW to Rs 47,700/tonne, due to competition from cheaper Chinese steel in the global market and limited activity in the Middle East market ahead of upcoming national holidays.
- **Billet-Ex-Raipur:** Billet prices decreased by 2.8% WoW to Rs 38,200/tonne, due to slowdown in demand for semi-finished and finished steel.
- **China HRC:** The price of Chinese HRC remained flat WoW at Rs 41,050/tonne, amid subdued trading activities due to global uncertainties and an improved domestic demand.
- **Iron Ore Odisha:** Iron ore prices decreased by 0.7% WoW to Rs 7,200/tonne, amid sluggish market activities as buyers are hesitant due to weak market conditions, resorting to need-based deliveries.
- **Coking Coal:** Coking Coal prices decreased by 1.2% WoW to \$168/tonne.

Non-Ferrous

- **Aluminium:** Aluminium prices decreased by 0.8% WoW to \$2,577/tonne, amid easing supply constraints as one of the biggest primary aluminium producers, Rio Tinto lifted the force majeure on alumina exports from Australia.
- **Copper:** Copper prices remained flat WoW at \$8,892/tonne; however, investors anticipate key announcements from China during December's Politburo and central economic work conference meetings.

- **Zinc:** Zinc prices increased by 4.7% WoW to \$3,109/tonne, amid the tightening of supply as SHFE's inventory dropped by 10.6% WoW due to reduced smelter output and increasing stockpiles at ports.
- **Nickel:** Nickel prices decreased by 0.4 % WoW to \$15,671/tonne.
- **Lead:** Lead prices increased by 2.6% WoW at \$ 2,048/tonne.
- **Tin:** Tin prices remained flat WoW at \$28,695/tonne.

Energy

- **Brent Crude:** Brent crude prices decreased by 0.4% WoW to \$72 per barrel, amid easing concern over supply risk from the geopolitical scenario in the Middle East. OPEC+ is expected to extend output cuts however, the group has delayed its policy meeting from December 1 to December 5.
- **Natural Gas:** Natural gas prices climbed by 2.2% WoW to \$3.2 per MMBtu, driven by the withdrawal of 2bcf storage, contrary to expectations of 3bcf, according to a report from US Energy Information Administration.

Ajit Sahu

Ajit.sahu@idbicapital.com
+91-22-4069 1849

Mohd Sheikh Sahil

sahil.sheikh@idbicapital.com
+91-22-4069 1854

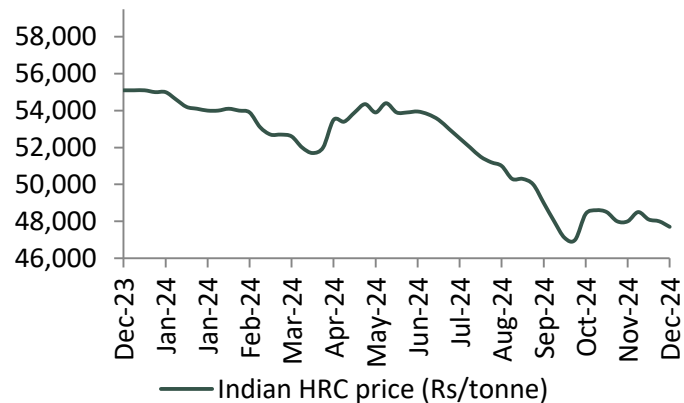
Exhibit 1: Commodity Price Index

Ferrous Metals	Last Price	5 day chg (%)	1 month chg (%)	3 month chg (%)	6 month chg (%)	1 year chg (%)	High 52 week	Low 52 week
Billet- Ex-Raipur (INR/tonne)	38,200	1	0	2	-11	-2	45,550	37,200
Indian HRC price (INR/tonne)	47,700	-0	0	-5	-11	-13	55,100	47,000
China HRC FOB price (INR/tonne)	41,050	-2	-8	7	-8	-5	48,935	37,967
SE Asia HRC price CNF (INR/tonne)	43,590	-1	-7	3	-9	-10	52,309	39,654
CIS HRC FOB (INR/tonne)	42,743	-1	1	2	-10	-11	51,044	39,654
Iron ore Odisha (INR/tonne)	7,200	2	-2	26	-2	1	7,800	5,650
Pellets (ex-Barbil) (INR/tonne)	7,800	-4	-9	14	-12	-5	9,450	6,800
Iron ore(62% Import Fines)(\$/tonne)	96	2	-1	2	-12	-22	136	85
Pellets(\$/tonne)	123	1	-0	2	-8	-20	160	111
HR Strip (Patra)-Exw raipur	40,600	-2	-0	-1	-15	-6	47,866	39,950
Non Ferrous Metals:								
Aluminum(\$/tonne)	2,577	-1	-2	6	-5	19	2,721	2,070
Copper(\$/tonne)	8,892	0	-5	-3	-14	7	10,900	8,030
Zinc (\$/tonne)	3,109	5	-1	10	2	25	3,333	2,285
Nickel(\$/tonne)	15,671	-0	0	-7	-22	-7	21,275	15,285
Lead(\$/tonne)	2,048	3	5	3	-9	-3	2,291	1,904
Tin(\$/tonne)	28,695	0	-7	-11	-15	23	35,700	23,599
Manganese(EUR/MT)	985	0	0	-1	1	2	995	960
Ferro Chrome(INR/tonne)	1,07,400	-1	-3	0	-3	2	1,21,000	1,03,100
Chrome ore China(\$/tonne)	250	-7	-7	-17	-21	-11	320	250
Graphite electrode Ex-India (UHP)(\$/tonne)	3,467	-	-22	-22	-20	-20	4,467	3,467
Graphite electrode Ex-India (HP)(\$/tonne)	2,933	-	-21	-21	-15	-15	3,733	2,933
Graphite electrode Ex-China (UHP)(\$/tonne)	2,328	0	2	7	-1	-3	2,401	2,175
Graphite electrode Ex-China (HP)(\$/tonne)	2,066	0	6	4	-5	1	2,182	1,898
Energy:								
WTI Crude(\$/bbl)	68	-4	-1	-4	-9	-5	81	64
Brent Crude(\$/bbl)	72	-0	-1	-5	-9	-5	85	68

Ferrous Metals (Contd...)	Last Price	5 day chg (%)	1 month chg (%)	3 month chg (%)	6 month chg (%)	1 year chg (%)	High 52 week	Low 52 week
Natural Gas(\$/MMBtu)	3	2	20	50	24	14	4	1
China Qinhuangdaon Port thermal coal (CNY/MT)	825	-2	-3	-1	-4	-11	948	810
Indonesian Coal(\$/tonne)	114	-	-13	-1	0	-18	131	110
Other Commodities:								
Gold(\$/Oz)	2,629	0	-4	5	12	30	2,790	1,973
Silver(\$/Oz)	30	-0	-7	6	-2	23	35	22
Myanmar Rubber(MYR/kg)	1,140	-2	-7	3	-14	23	1,354	910
Thailand Rubber(THB/kg)	76	5	-15	-9	-10	38	94	53
Sugar Global(\$/lb)	21	-1	-5	5	13	-13	24	18
Sugar Muzaffarnagar(INR/Qtl)	3,760	-3	-5	-2	-4	-6	4,050	3,723
Base Oil Price (\$/gallon)	5	0	-3	-6	-6	5	5	5
Palm oil(\$/tonne)	5,230	8	5	30	29	40	5,300	3,530
Coking coal (FOB Australia) (\$/tonne)	168	-1	-1	-3	-19	-38	279	155
USD-INR X Rate	85	0	1	1	1	2	85	81
USD-CNY X Rate	7	-0	-2	-2	-0	-2	7	7
Key Indicators:								
China manufacturing PMI	50	-	0	2	2	2	51	49
China auto sale passenger car (Units/person)	27,54,895	-	9	38	38	11	27,92,005	13,32,815
China real estate average sale price - Shanghai (yuan/sq.m)	66,935	-	-25	3	-17	-7	90,346	65,051
China iron ore inventory (mn tonnes)	132	-3	-4	0	2	32	137	100

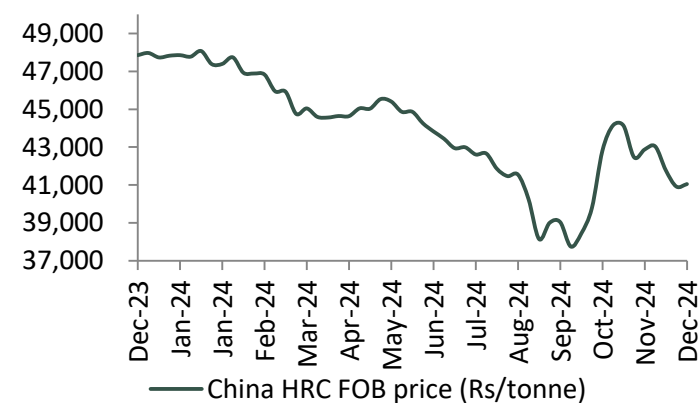
Source: Bloomberg, Steelmint, IDBI Capital Research

Exhibit 2: Indian HRC price (INR/tonne)



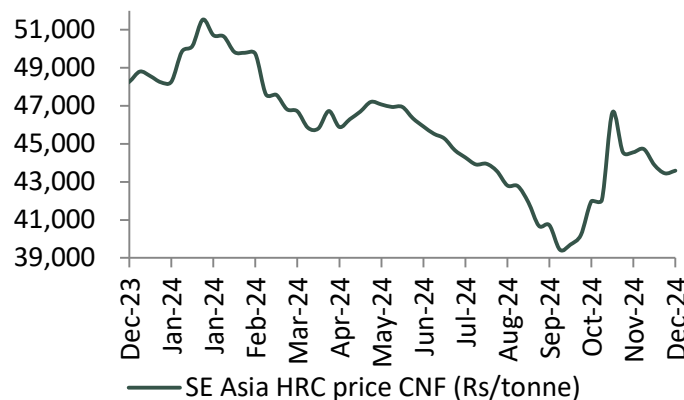
Source: SteelMint; IDBI Capital Research

Exhibit 3: China HRC FOB price (INR/tonne)



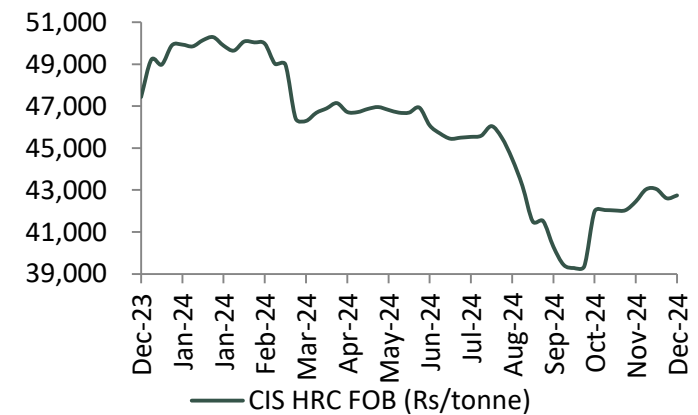
Source: SteelMint; IDBI Capital Research

Exhibit 4: SE Asia HRC price CNF (INR/tonne)



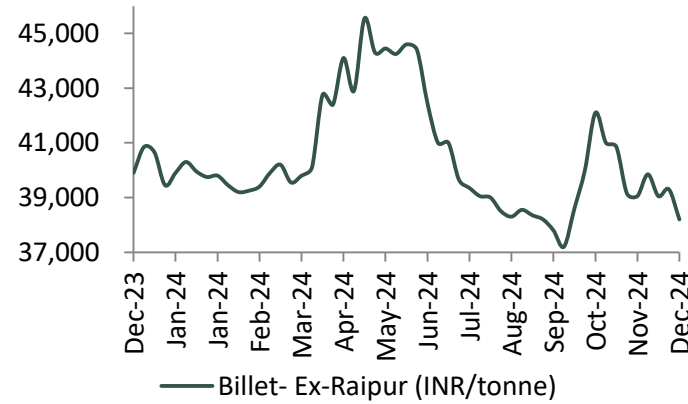
Source: SteelMint; IDBI Capital Research

Exhibit 5: CIS HRC FOB (INR/tonne)



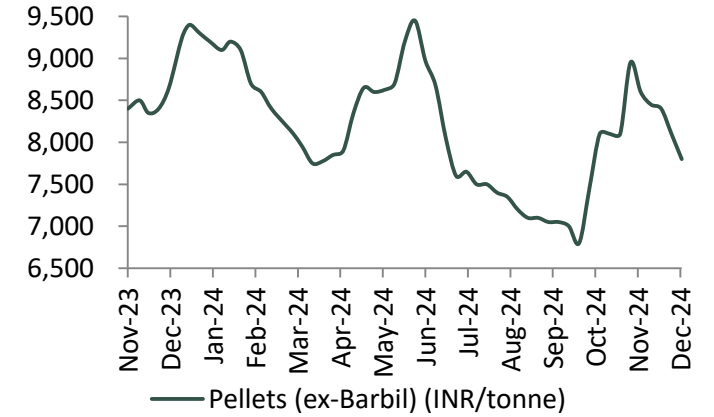
Source: SteelMint; IDBI Capital Research

Exhibit 6: Billet- Ex-Raipur (INR/tonne)



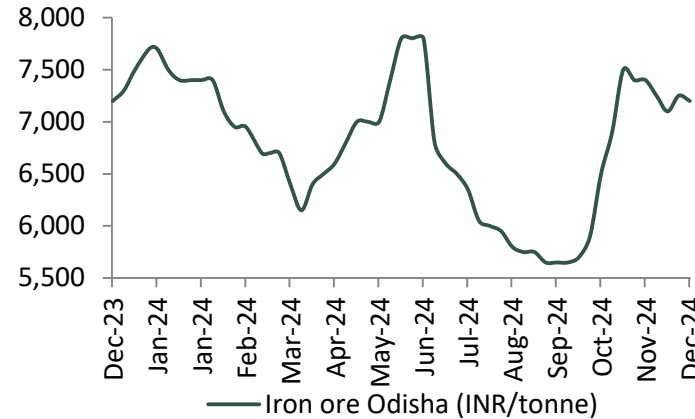
Source: SteelMint; IDBI Capital Research

Exhibit 7: Pellets (ex-Barbil) (INR/tonne)



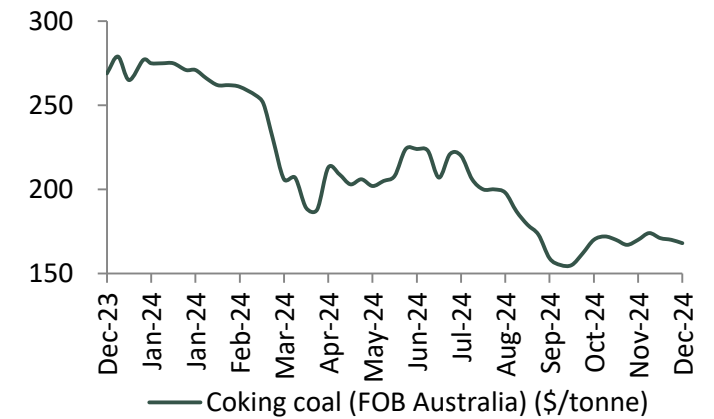
Source: SteelMint; IDBI Capital Research

Exhibit 8: Iron ore Odisha (INR/tonne)



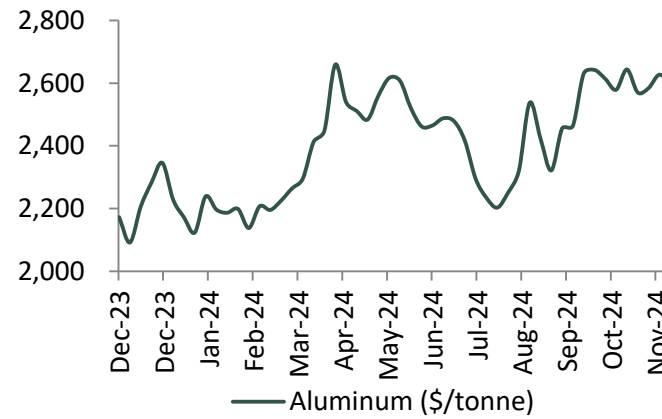
Source: SteelMint; IDBI Capital Research

Exhibit 9: Coking coal (FOB Australia) (\$/tonne)



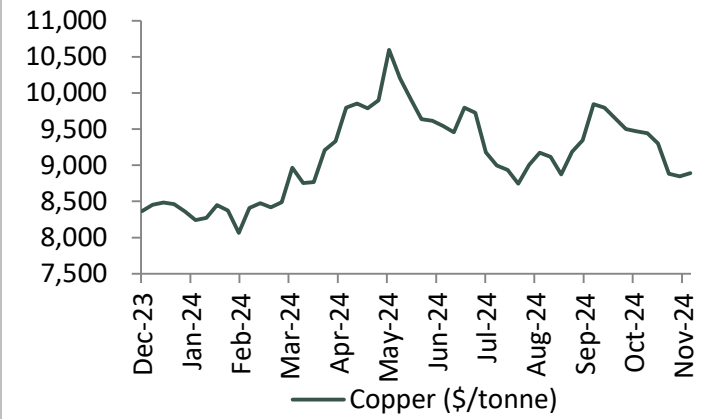
Source: SteelMint; IDBI Capital Research

Exhibit 10: Aluminium (\$/tonne)



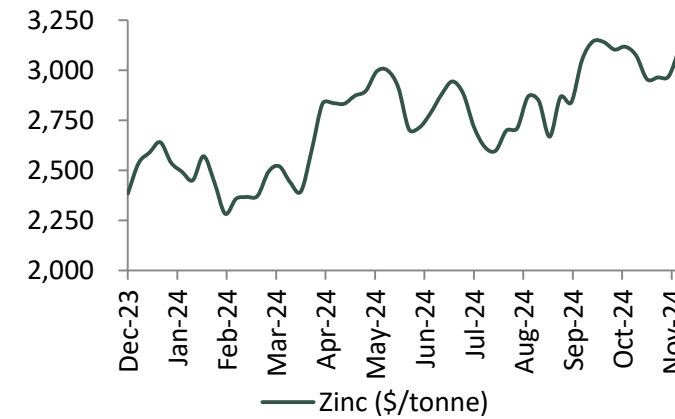
Source: Bloomberg; IDBI Capital Research

Exhibit 11: Copper (\$/tonne)



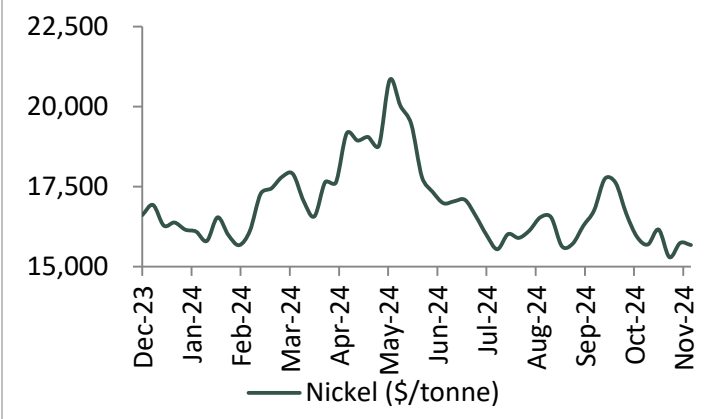
Source: Bloomberg; IDBI Capital Research

Exhibit 12: Zinc (\$/tonne)



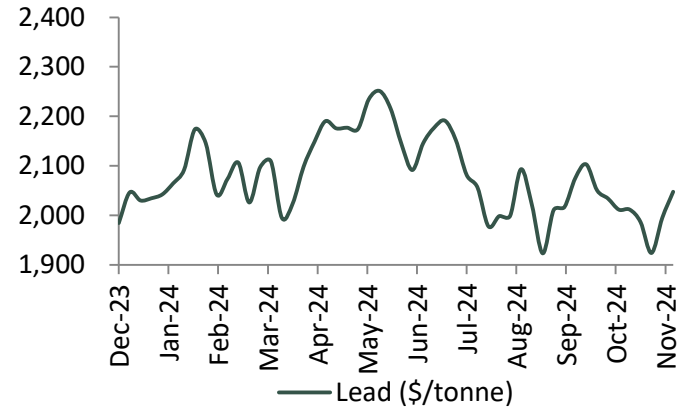
Source: Bloomberg; IDBI Capital Research

Exhibit 13: Nickel (\$/tonne)



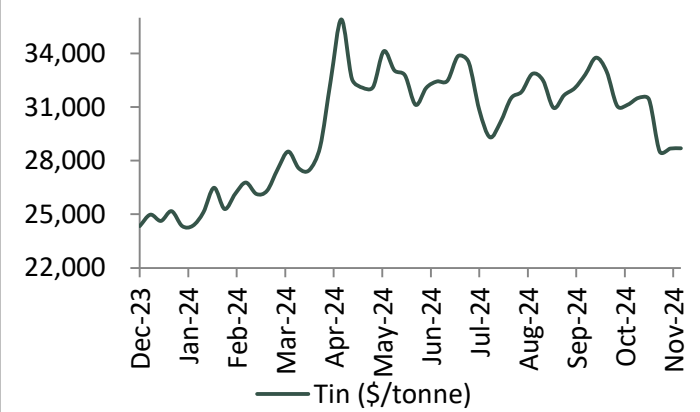
Source: Bloomberg; IDBI Capital Research

Exhibit 14: Lead (\$/tonne)



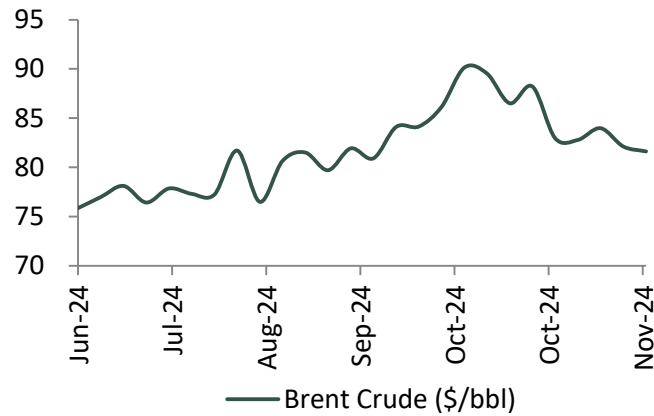
Source: Bloomberg; IDBI Capital Research

Exhibit 15: Tin (\$/tonne)



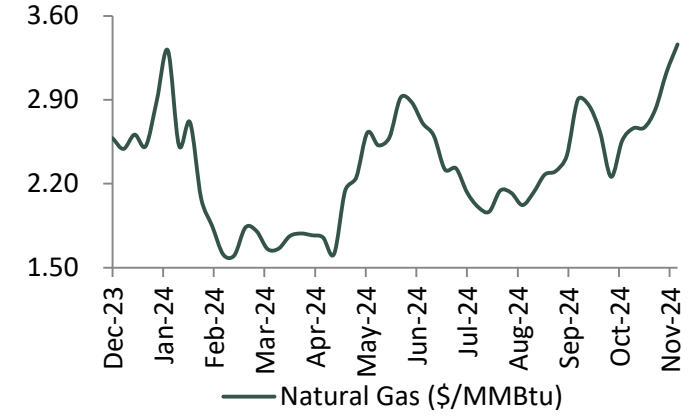
Source: Bloomberg; IDBI Capital Research

Exhibit 16: Brent Crude (\$/bbl)



Source: Bloomberg; IDBI Capital Research

Exhibit 17: Natural Gas (\$/MMBtu)



Source: Bloomberg; IDBI Capital Research

Dealing

(91-22) 6836 1111

dealing@idbicapital.com

Key to Ratings Stocks:**BUY:** 15%+; **HOLD:** -5% to 15%; **SELL:** -5% and below.**IDBI Capital Markets & Securities Ltd.****Equity Research Desk**

6th Floor, IDBI Tower, WTC Complex, Cuffe Parade, Colaba, Mumbai – 400 005. Phones: (91-22) 4069 1700; Fax: (91-22) 2215 1787; Email: info@idbicapital.com

SEBI Registration: BSE & NSE (Cash & FO) – INZ000007237, NSDL – IN-DP-NSDL-12-96, Research – INH000002459, CIN – U65990MH1993GOI075578**Compliance Officer:** Pushkar Vartak; Email: compliance@idbicapital.com; Telephone: (91-22) 4069 1907**Disclaimer**

This report has been published by IDBI Capital Markets & Securities Ltd. (hereinafter referred to as “IDBI Capital”) for private circulation. This report should not be reproduced or copied or made available to others. No person associated with IDBI Capital is obligated to call or initiate contact with you for the purposes of elaborating or following up on the information contained in this report. The information contained herein is strictly confidential and meant for solely for the selected recipient and may not be altered in any way, transmitted to copied or distributed, in part or in whole, to any other person or to the media or reproduced in any form, without the prior written consent of IDBI Capital.

Recipients may not receive this report at the same time as other recipients. IDBI Capital will not treat recipients as customers by virtue of their receiving this report.

The information contained herein is from the public domain or sources believed to be reliable, but we do not make any representation or warranty that it is accurate, complete or up-to-date and it should not be relied upon as such. While reasonable care has been taken to ensure that information given is at the time believed to be fair and correct and opinions based thereupon are reasonable, due to the very nature of research it cannot be warranted or represented that it is accurate or complete and it should not be relied upon as such. In so far as this report includes current or historical information, it is believed to be reliable, although its accuracy and completeness cannot be guaranteed.

Opinions expressed are current opinions as of the date appearing on this material only. While we endeavor to update on a reasonable basis, the information discussed in this material, IDBI Capital, its directors, employees are under no obligation to update or keep the information current. Further there may be regulatory, compliance, or other reasons that prevent us from doing so.

Prospective investors and others are cautioned that any forward-looking statements are not predictions and may be subject to change without notice.

IDBI Capital, its directors and employees and any person connected with it, will not in any way be responsible for the contents of this report or for any losses, costs, expenses, charges, including notional losses/lost opportunities incurred by a recipient as a result of acting or non-acting on any information/material contained in the report.

This is not an offer to sell or a solicitation to buy any securities or an attempt to influence the opinion or behavior of investors or recipients or provide any investment/tax advice.

This report is for information only and has not been prepared based on specific investment objectives. The securities discussed in this report may not be suitable for all investors. Investors must make their own investment decision based on their own investment objectives, goals and financial position and based on their own analysis.

Trading in stocks, stock derivatives, and other securities is inherently risky and the recipient agrees to assume complete and full responsibility for the outcomes of all trading decisions that the recipient makes, including but not limited to loss of capital.

Opinions, projections and estimates in this report solely constitute the current judgment of the author of this report as of the date of this report and do not in any way reflect the views of IDBI Capital, its directors, officers, or employees.

This report is not directed or intended for distribution to, or use by, any person or entity who is a citizen or resident of or located in any locality, state, country or other jurisdiction, where such distribution, publication, availability or use would be contrary to law, regulation or which would subject IDBI Capital and associates to any registration or licensing requirement within such jurisdiction. The securities described herein may or may not be eligible for sale in all jurisdictions or to certain category of investors. Persons in whose possession this report may come are required to inform themselves of and to observe such restriction.

E-mail is not a secure method of communication. IDBI Capital cannot accept responsibility for the accuracy or completeness of any e-mail message or any attachment(s).

This transmission could contain viruses, be corrupted, destroyed, incomplete, intercepted, lost or arrived late. IDBI Capital, its directors or employees or associates accept no liability for any damage caused, directly or indirectly, by this email.

Analyst Disclosures

We, Ajit Sahu and Mohd Sheikh Sahil, hereby certify that the views expressed in this report accurately reflect my personal views about the subject companies and / or securities. We also certify that no part of our compensation were, are or would be directly or indirectly related to the specific recommendations or views expressed in this report. Principally, We will be responsible for the preparation of this research report and have taken reasonable care to achieve and maintain independence and objectivity in making any recommendations herein.

Other Disclosure

IDBI Capital Markets & Securities Ltd.(herein after referred to as “IDBI Capital”) was incorporated in the year 1993 under Companies Act, 1956 and is a wholly owned subsidiary of IDBI Bank Limited. IDBI Capital is one of India’s leading securities firm which offers a full suite of products and services to individual, institutional and corporate clients namely Stock broking (Institutional and Retail) , Distribution of financial products, Merchant Banking, Corporate Advisory Services, Debt Arranging & Underwriting, Portfolio Manager Services and providing Depository Services. IDBI Capital is a registered trading and clearing member of BSE Ltd. (BSE) and National Stock Exchange of India Limited (NSE). IDBI Capital is also a SEBI registered Merchant Banker, Portfolio Manager and Research Analyst. IDBI Capital is also a SEBI registered depository participant with National Securities Depository Limited (NSDL) and is also a Mutual Fund Advisor registered with Association of Mutual Funds in India (AMFI).

IDBI Capital and its associates IDBI Bank Ltd. (Holding Company), IDBI Intech Ltd. (Fellow Subsidiary), IDBI Asset Management Ltd. (Fellow Subsidiary) and IDBI Trusteeship Services Ltd. (Fellow Subsidiary).

IDBI Group is a full-serviced banking, integrated investment banking, investment management, brokerage and financing group. Details in respect of which are available on www.idbicapital.com IDBI Capital along with its associates are leading underwriter of securities and participants in virtually all securities trading markets in India. We and our associates have investment banking and other business relationships with a significant percentage of the companies covered by our Research Department. Investors should assume that IDBI Capital and/or its associates are seeking or will seek investment banking or other business from the company or companies that are the subject of this material. IDBI Capital generally prohibits its analysts, persons reporting to analysts, and their dependent family members having a financial conflict of interest in the securities or derivatives of any companies that the analysts cover. Additionally, IDBI Capital generally prohibits its analysts and persons reporting to analysts from serving as an officer, director, or advisory board member of any companies that the analysts cover. Our sales people, traders, and other professionals may provide oral or written market commentary or trading strategies to our clients that reflect opinions that are contrary to the opinions expressed herein, and our proprietary trading and investing businesses may make investment decisions that are inconsistent with the recommendations expressed herein. In reviewing these materials, you should be aware that any or all of the foregoing, among other things, may give rise to real or potential conflicts of interest. Directors of IDBI Capital or its associates may have interest in the Companies under recommendation in this report either as Director or shareholder. Additionally, other important information regarding our relationships with the company or companies that are the subject of this material is provided herein. This material should not be construed as an offer to sell or the solicitation of an offer to buy any security in any jurisdiction where such an offer or solicitation would be illegal. We are not soliciting any action based on this material. It is for the general information of clients of IDBI Capital. It does not constitute a personal recommendation or take into account the particular investment objectives, financial situations, or needs of individual clients. Before acting on any advice or recommendation in this material, clients should consider whether it is suitable for their particular circumstances and, if necessary, seek professional advice. The price and value of the investments referred to in this material and the income from them may go down as well as up, and investors may realize losses on any investments. Past performance is not a guide for future performance, future returns are not guaranteed and a loss of original capital may occur. We and our associates, officers, directors, and employees, including persons involved in the preparation or issuance of this material, may from time to time have “long” or “short” positions in, act as principal in, and buy or sell the securities or derivatives thereof of companies mentioned herein. For the purpose of calculating whether IDBI Capital and its associates holds beneficially owns or controls, including the right to vote for directors, 1% of more of the equity shares of the subject issuer of a research report, the holdings does not include accounts managed by IDBI Asset Management Company/ IDBI Mutual Fund.

IDBI Capital hereby declares that our activities were neither suspended nor we have materially defaulted with any Stock Exchange authority with whom we are registered in last five years. However SEBI, Exchanges and Depositories have conducted the routine inspection and based on their observations have issued advice letters or levied minor penalty on IDBI Capital for certain operational deviations. We have not been debarred from doing business by any Stock Exchange / SEBI or any other authorities; nor has our certificate of registration been cancelled by SEBI at any point of time. IDBI Capital, its directors or employees or associates, may from time to time, have positions in, or options on, and buy and sell securities referred to herein. IDBI Capital or its associates, during the normal course of business, from time to time, may solicit from or perform investment banking or other services for any company mentioned in this document or their connected persons or be engaged in any other transaction involving such securities and earn brokerage or other compensation or act as a market maker in the financial instruments of the company(ies) discussed herein or their affiliate companies or act as advisor or lender / borrower to such company(ies)/associates companies or have other potential conflict of interest. This report may provide hyperlinks to other websites. Except to the extent to which the report refers to the website of IDBI Capital, IDBI Capital states that it has not reviewed the linked site and takes no responsibility for the content contained in such other websites. Accessing such websites shall be at recipient's own risk. IDBI Capital encourages the practice of giving independent opinion in research report preparation by the analyst and thus strives to minimize the conflict in preparation of research report. Accordingly, neither IDBI Capital nor Research Analysts have any material conflict of interest at the time of publication of this report. We offer our research services to primarily institutional investors and their employees, directors, fund managers, advisors who are registered with us. The Research Analyst has not served as an officer, director or employee of Subject Company. We or our associates may have received compensation from the subject company in the past 12 months. We or our associates may have managed or co-managed public offering of securities for the subject company in the past 12 months. We or our associates may have received compensation for investment banking or merchant banking or brokerage services from the subject company in the past 12 months. We or our associates may have received any compensation for products or services other than investment banking or merchant banking or brokerage services from the subject company in the past 12 months. We or our associates may have received any compensation or other benefits from the Subject Company or third party in connection with the research report. Research Analyst or his/her relative’s may have financial interest in the subject company. IDBI Capital or its associates may have financial interest in the subject company. Research Analyst or his/her relatives does not have actual/beneficial ownership of 1% or more securities of the subject company at the end of the month immediately preceding the date of publication of Research Report. IDBI Capital or its associates may have actual/beneficial ownership of 1% or more securities of the subject company at the end of the month immediately preceding the date of publication of Research Report. The Subject Company may have been a client during twelve months preceding the date of distribution of the research report. Price history of the daily closing price of the securities covered in this note is available at www.bseindia.com; www.nseindia.com and www.economictimes.indiatimes.com/markets/stocks/stock-quotes.